

Building Services Statistics

Financial Year for YTD Figures: 2021

Date Range Stats Between 1-Aug-2020 and 31-Aug-2020



CCCs Issued	
CCCs Issued for Date Range	57
CCCs Issued for YTD	231
% of CCCs Issued within 20 Working Days (for date range)	100.0 %

Building Consents Issued	
Fast Track BCs Issued for Date Range	29
Number of Fast Track BCs Issued After 10 Days	0
Total BCs Issued for Date Range	45
Total Number of BCs Issued After 20 days	1
Fast Track BCs Issued for YTD	91
Non Fast Track BCs Issued for YTD	64
Total BCs Issued for YTD (Fast Track + Standard)	155

Building Consents Suspended	
By Referral to Owner	42

Building Consents Processing	
Target Not Met YTD %	1.71%
Target Met YTD %	98.29%

Building Consents Letters Sent	
CCC to be issued within 24 months 1st Letter	6
CCC Refused Letter	0
Consent Due to Lapse 1st Letter	7
Consent Due to Lapse 2nd Letter	0

Value of Building Consents Issued	
Value of Building Consents for Date Range	\$ 3,898,267.00
Value of Building Consents for YTD	\$ 19,671,324.00

Consent Processing Days

Average Days to Process Non Fast Track Consents	11.81
Average Days to Process Fast Track Consents	5.28

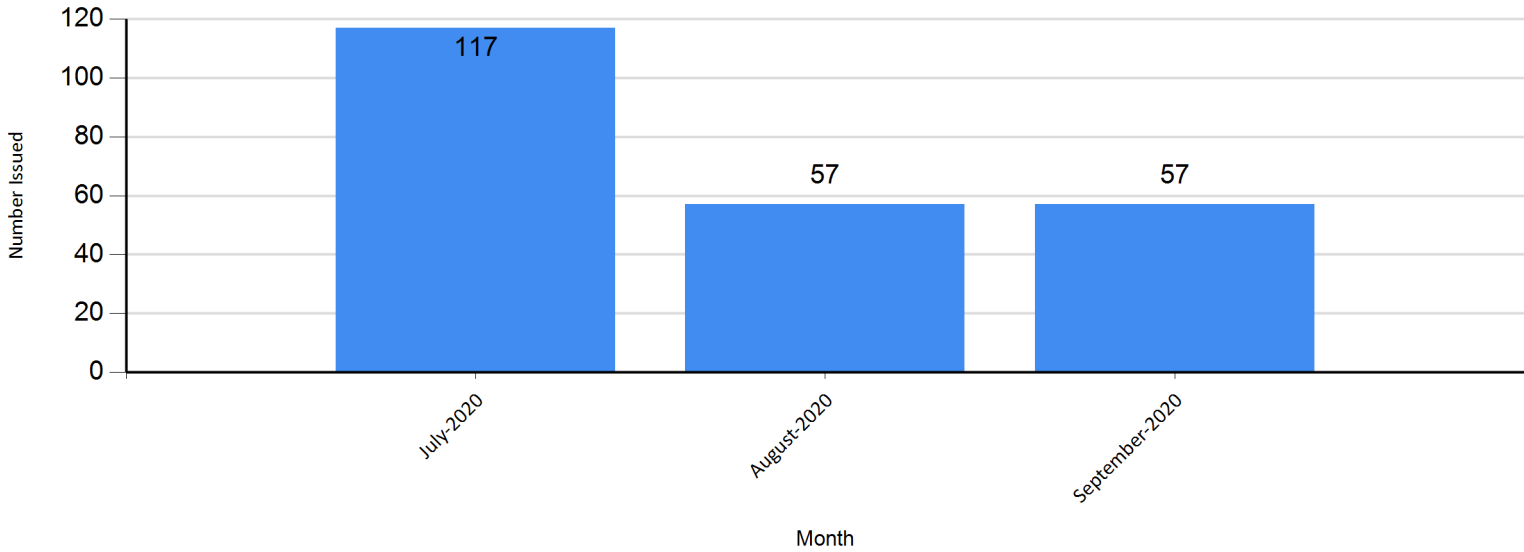
Consent Processing Percentages

Percentage of Fast Track Consents Issued Within 10 Working Days	100.0 %
Percentage of Total Consents Issued Within 20 Working Days	97.8 %

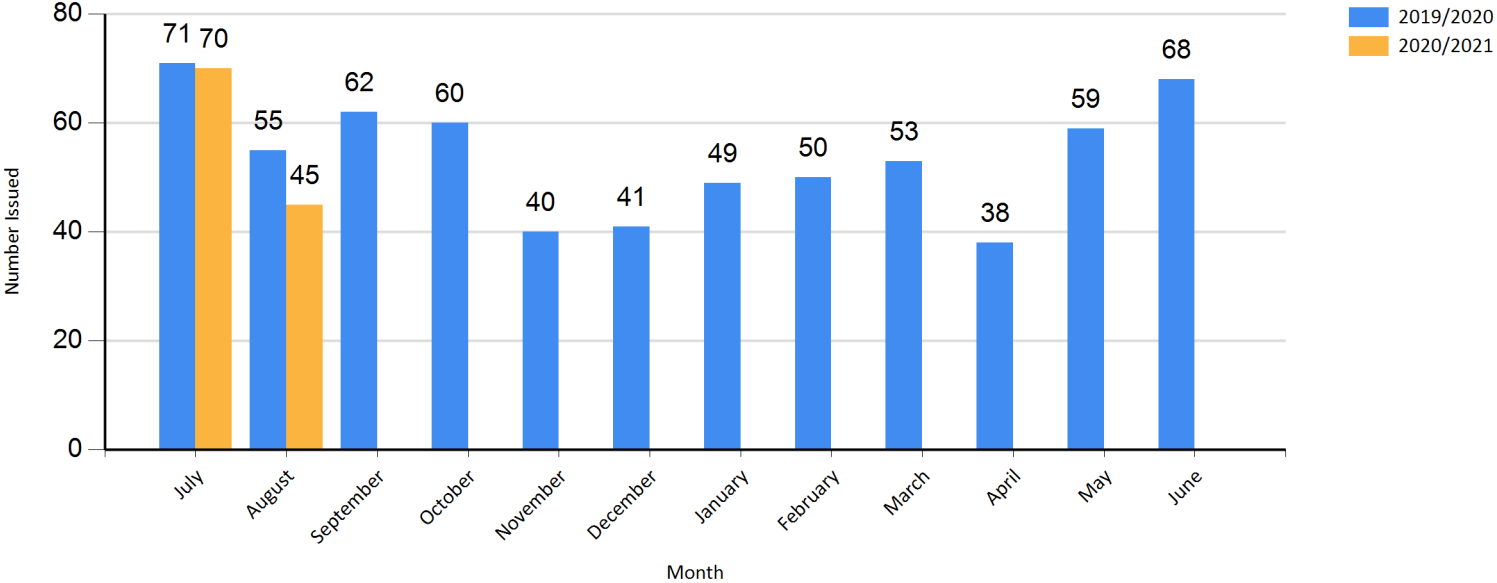
CCCs Refused for Consents Approved 1-Jan-2007 - 10-Mar-2012

Refused in Date Range Count	0
-----------------------------	---

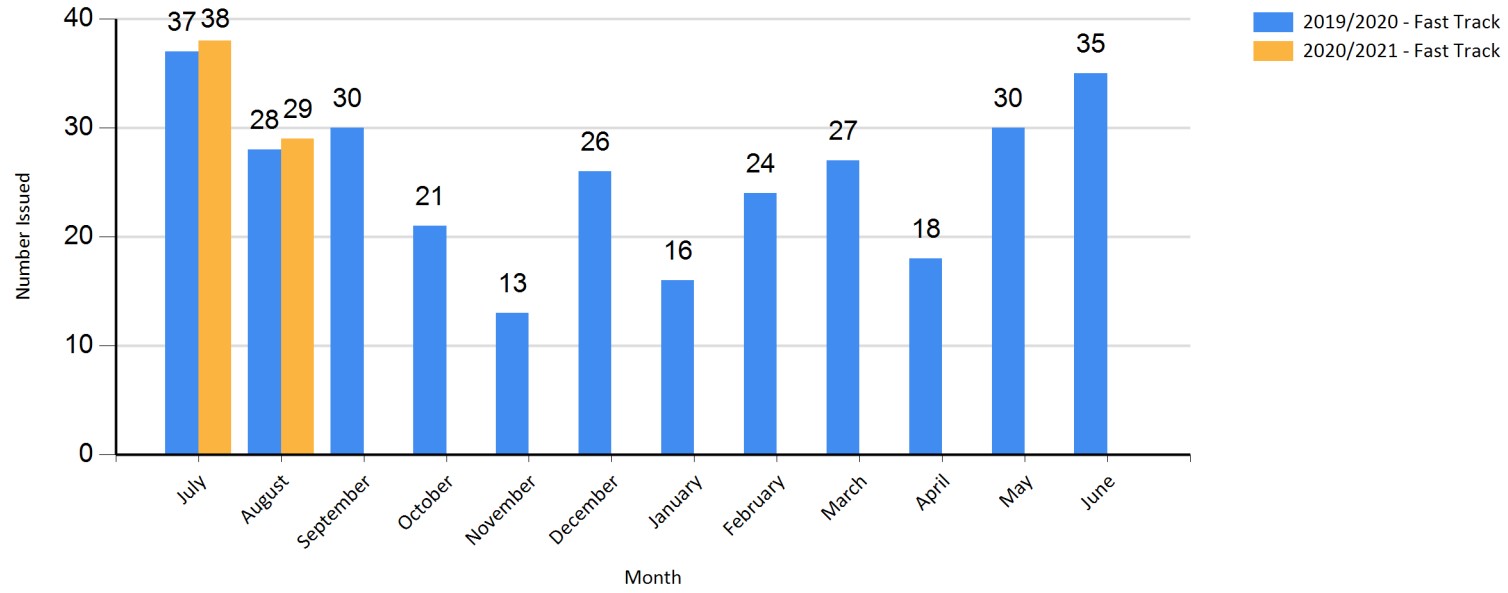
CCCs Issued



Total Building Consents Issued



Fast Track Building Consents Issued



PIMs Issued

No Data Available

