

LONG TERM PLAN 2018 - 2028



Making tomorrow great, today

Rates: How will my overall rates change?

This table provides examples of different rating categories as they may apply to properties of various capital values, and shows the annual change in rates as a dollar figure and percentage. Actual changes, as they apply to specific properties, may depend on The capital value of the property, services provided and location.








Rating Category	Capital Value (\$)	2017/18 Total Rates (\$ GST incl.)	2018/19 Total Rates (\$ GST incl.)	Annual Change (\$)	Change (%)
Feilding Residential	\$245,000	\$2,885	\$2,935	\$50	1.7%
Feilding Residential	\$330,000	\$3,091	\$3,121	\$30	1.0%
Feilding Residential	\$640,000	\$3,841	\$3,800	-\$41	-1.1%
Feilding Residential (multi-unit)*	\$2,420,000	\$32,733	\$33,792	\$1,059	3.2%
Feilding Rural (no water)	\$450,000	\$2,474	\$3,026	\$552	22.3%
Feilding Rural with services	\$610,000	\$2,841	\$3,509	\$668	23.5%
Feilding CBD ^	\$3,800,000	\$23,598	-\$9,272	-\$10,108	-\$10,716
Feilding CBD	\$510,000	\$7,428	\$6,385	-\$1,043	-14.0%
Rural with no services	\$147,000	\$1,067	\$1,164	\$97	9.1%
Rural with no services	\$660,000	\$1,667	\$1,892	\$225	13.5%
Rural with services	\$195,000	\$2,305	\$2,462	\$157	6.8%
Rural with wastewater	\$240,000	\$2,097	\$2,375	\$278	13.3%
Rural with farming as one remission	\$1,184,000	\$1,385	\$1,681	\$296	21.4%
Rural with no service, 3 dwellings	\$6,250,000	\$9,997	\$11,740	\$1,743	17.4%
Rural with drainage scheme - 2 dwellings	\$5,250,000	\$8,860	\$10,498	\$1,638	18.5%
Rural with Waituna West water (47 units), 2 dwellings	\$10,500,000	\$29,256	\$34,304	\$5,048	17.3%
Industrial/Commercial	\$435,000	\$3,530	\$3,506	-\$24	-0.7%
Industrial/Commercial	\$7,752,000	\$28,909	\$27,079	-\$1,830	-6.3%

* Does not include volumetric charges – wastewater and water

^ Does not include volumetric charges – water only

To see the full list of example rates that apply please visit www.haveyoursay.kiwi.nz or to see how this will affect rates for your property visit our website www.mdc.govt.nz and look for *Property & Rates search* on the home page.

How will my rates be used?

	Feilding Resident Based on a property with a Capital Value of \$330,000	Rural Resident Based on a property with a Capital Value of \$769,000 without services
Annual rates	\$3,121	\$2,103
Weekly rates	\$60.01	\$40.43
	Water \$6.88 per week	
	Wastewater \$14.71 per week	
	Stormwater \$2.06 per week	Rural drainage \$1.08 per week
	Solid Waste \$3.87 per week	\$1.60 per week
	Roading \$6.50 per week	\$12.58 per week
	Environmental Services \$3.42 per week	\$3.42 per week
	Governance and Strategy \$3.48 per week	\$3.48 per week
	Cemeteries \$0.52 per week	\$0.52 per week
	Civil Defence \$0.44 per week	\$0.44 per week
	Animal Control \$0.42 per week	\$0.42 per week
	Halls and Recreation Complexes \$0.90 per week	\$0.90 per week
	Library \$2.62 per week	\$1.86 per week
	Makino \$3.73 per week	\$2.66 per week
	Parks & Reserves \$4.35 per week	\$3.13 per week
	Public Conveniences \$0.65 per week	\$0.65 per week
	General* \$5.46 per week	\$7.69 per week

Tell us what you think

www.haveyoursay.kiwi.nz